

# RETENTION & PROTECTION CABLE SYSTEM



## CABLE GLAND

The standard strain relief supplied with all the SYNTAX® series is the PG thread. These glands provide positive strain relief and water tight sealing.

Technical characteristics:

- Approvals: UL E146370 - CSA LR-50370 - VDE 57086 - SEV 100989
- Protection: Up to 70 PSI
- Material: Polyamide - flame retardant, self-extinguishing nylon with neoprene bushing
- Rated Temperature: -20°C to 80°C (UL), up to +100°C Max
- Seal IP 68 (International Protection - highest grade), comparable to NEMA 6 classification
  - First digit (0-6): Dust Protection
  - Second digit (0-8): Water Protection
- Resistant to Salt water, weak acids, weak alcalis, alcohol, ester, ketones, ether, benzene, gas, mineral oil, animal and vegetable oils, gasoline, oil, grease, and common solvents.

## SPIRAL FLEX VERSION

The SKINTOP® spiral versions are also available (PG 16 and 21 only).

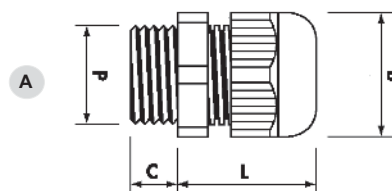
The spiral gland eliminates damage to cable cores through flexing of cable at the connector - cable interface, and therefore is commonly used with audio cable, where the small gauge of the signal wires can be easily damaged.

## CABLE CLAMPS LOCATION

Pin connector	Type	Ø Cable	Standard	Flex	Lock nuts	Part N.
13	PG 11	4-10 mm	7ZST11	7ZST11M	PG 11	7ZST11D
19-25	PG 16	9-14 mm	7ZST16	7ZST16M	PG 16	7ZST16D
37-54	PG 21	13-18 mm	7ZST21	7ZST21M	PG 21	7ZST21D
72-85-101	PG 29	14-25 mm	7ZST29		PG 29	7ZST29D
100-150	PG 36	24-32 mm	7ZST36		PG 36	7ZST36D

## OVERALL SIZE & CUT-OUT FIXING HOLES

Fig.	Part N.	PG	Cut-out Ø mm	B mm	C mm	L mm
A	7ZST11	11	19	22	8	30
	7ZST16	16	22.5	27	10	34
	7ZST21	21	29	33	11	38
	7ZST29	29	37	42	11	44
	7ZST36	36	47	53	8	56
B	7ZST11M	11	19	22	8	79
	7ZST16M	16	22.5	27	10	105
	7ZST21M	21	29	33	11	118



# RETENTION & PROTECTION CABLE SYSTEM

## METRIC

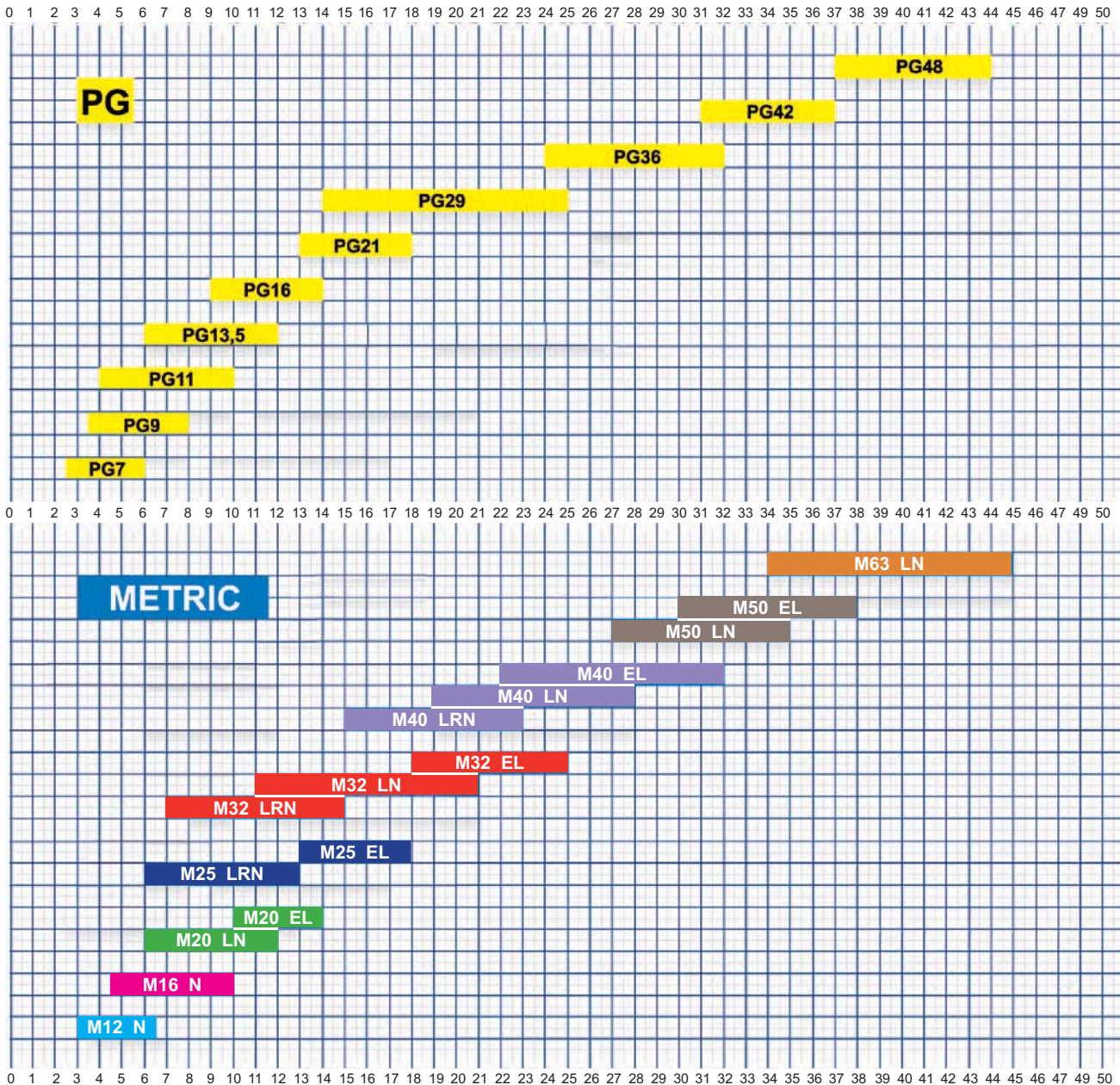


Sealing Nut designed for a perfect grip and effortless spanner tight seal. Neoprene Seal for a perfect, watertight seal IP68 - 5 bar. Blade System for optimal strain relief and cable protection combined with a generous clamping range. Multiple Threads for secure and rapid assembly. Built-in vibration protection system to eliminate loss of torque.

- Material Strong Nylon 6
- Colour Black

		Thread Size	Model type	Length of Thread	Clamping Range	Spanner Size	Part N.
Rif. Part N. Explanation of page 10	B	M 12 x 1.5	Normal	8.0	3.0 - 6.5	SW 15	7ZM12N
	E	M 16 x 1.5	Normal	8.0	4.5 - 10.0	SW 19	7ZM16N
	H	M 20 x 1.5	Normal	15.0	6.0 - 12.0	SW 24	7ZM20LN
	I	M 20 x 1.5	Oversize	15.0	10.0 - 14.0	SW 27	7ZM20EL
	J	M 25 x 1.5	Reduced	15.0	6.0 - 13.0	SW 30	7ZM25LRN
	L	M 25 x 1.5	Oversize	15.0	13.0 - 18.0	SW 33	7ZM25EL
	N	M 32 x 1.5	Reduced	15.0	7.0 - 15.0	SW 36	7ZM32LRN
	M	M 32 x 1.5	Normal	15.0	11.0 - 21.0	SW 36	7ZM32LN
	O	M 32 x 1.5	Oversize	15.0	18.0 - 25.0	SW 42	7ZM32EL
	Q	M 40 x 1.5	Reduced	18.0	15.0 - 23.0	SW 46	7ZM40LRN
	P	M 40 x 1.5	Normal	18.0	19.0 - 28.0	SW 46	7ZM40LN
	R	M 40 x 1.5	Oversize	18.0	22.0 - 32.0	SW 53	7ZM40EL
	T	M 50 x 1.5	Normal	18.0	27.0 - 35.0	SW 55	7ZM50LN
	U	M 50 x 1.5	Oversize	18.0	30.0 - 38.0	SW 60	7ZM50EL
W	M 63 x 1.5	Normal	18.0	34.0 - 45.0	SW 66	7ZM63LN	

## CABLE DIMENSION TO BE USED WITH PG OR METRIC GLANDS (MM)



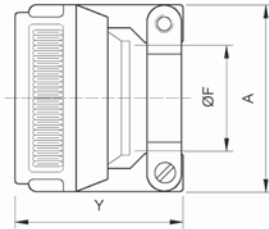
# RETENTION & PROTECTION CABLE SYSTEM

## METAL CABLE CLAMP



AVAILABLE ONLY WITH  
SPECIAL BACK SHELL

Besides guaranteeing an excellent mechanical strain relief keeping the cable in the centre of the connector, these cable-clamps are provided with an internal conical rubber bushing ensuring waterproof protection IP67. The screws in stainless steel have elastic anti-vibration washers.



Cable clamp size	Clamping range ØF		Y	A
	Min	Max	Max	±0.2
16S - 16	8	13.58	32.3	28.1
18	9.6	15.9	35	31.7
20 - 22	11.3	19	35.7	37.3
24 - 28	15.5	23.8	39	43.2
32	23.4	31.8	44.8	54
36	25.4	35	52	57.8
40	30	41.3	52.3	63.4

## BASKET WEAVE STRAIN RELIEF



Part N.	PG	Cable Range	SYNTAX® Cables fit
7ZK11A952B110	11	Ø 9.52 to 11.09 mm	7YPR04SX
7ZK16A111B127	16	Ø 11.13 to 12.70 mm	7YPR08SX
7ZK21A111B158	21	Ø 11.10 to 15.87 mm	7YPR12SX
7ZK21A143B174	21	Ø 14.28 to 17.45 mm	7YPR16SX
7ZK21A159B190	21	Ø 15.88 to 19.05 mm	7YPR16SX
7ZK29A175B222	29	Ø 17.47 to 22.22 mm	7YPR24SX
7ZK29A222B254	29	Ø 22.22 to 25.40 mm	7YPR32SX
			7YPR40SX
7ZK36A254B285	36	Ø 25.40 to 28.57 mm	7YPR48SX

These cable grips, sometimes referred to as "Basket Weave", consist of a woven steel wire mesh and watertight gland nut assembly. The key benefits of this system are:

- The design of the weave is such that it is virtually impossible for a cable to be pulled out of the sock through lateral force; the more the cable is pulled the tighter the grip will become.
- The anti bend characteristics of the weave sock, eliminate damage to cable through flexing.

This design of grip is mainly used with large channel count systems, where the added protection of the valuable Multicore is a warranted feature. However versions are available for virtually any cable or connector configuration.

## HANGER GRIP

These heavy duty wire mesh hanger are designed to ensure the right retention of the cable without any sliding and scraping of the external jacket.

Part N.	Cable O.D. Min.	Cable O.D. Max
7ZHG1	12 mm	16 mm
7ZHG2	16 mm	18 mm
7ZHG3	19 mm	21 mm

